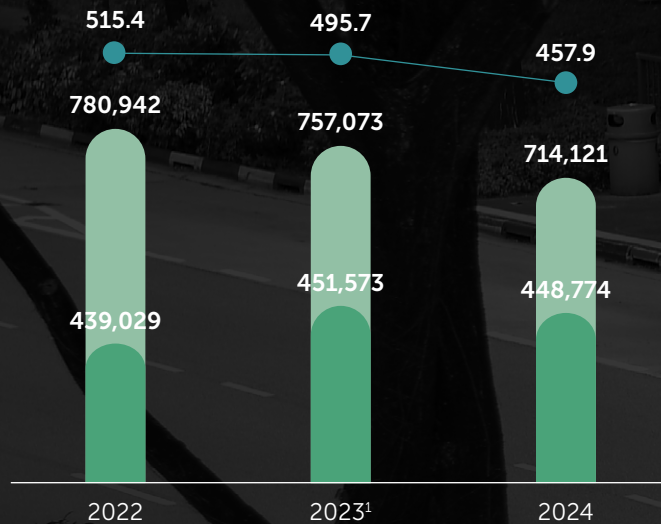


YEAR IN REVIEW


GREENHOUSE GAS EMISSIONS (tCO₂e)* AND INTENSITY (tCO₂e/\$m)

- GHG Intensity
- Absolute Emissions
- Scope 1 and 2 Fleet Emissions


* Tonnes of carbon dioxide equivalent



ELECTRICITY PURCHASED FROM THE GRID (kWh)



RENEWABLE ELECTRICITY GENERATED (kWh)



DIESEL CONSUMPTION (Litres)




¹ 2023 Scope 1, 2 and 3 emission figures are restated following improved data collection and calculation methodologies for refrigerant consumption and waste, and updated cooling consumption emission factors.

YEAR IN REVIEW

WATER CONSUMPTION

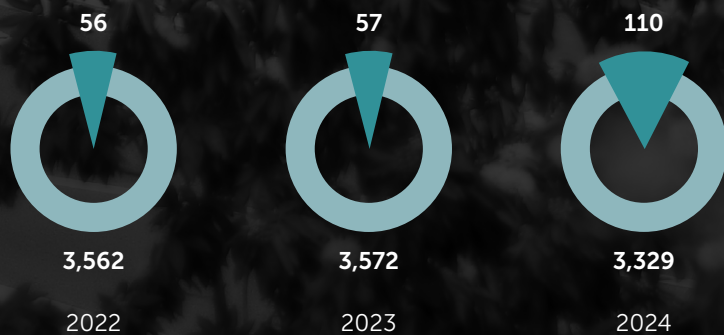
(Megalitres)



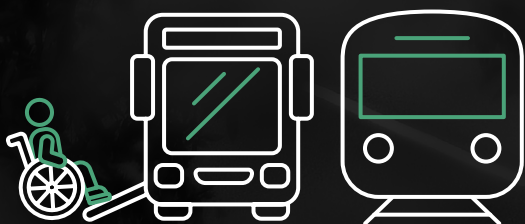
BUS FLEET



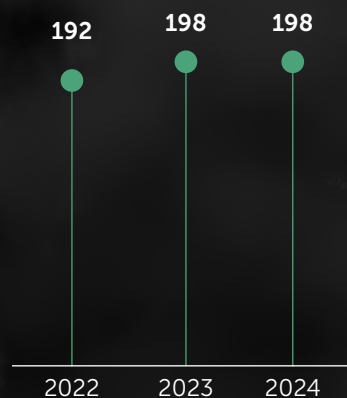
- Diesel Buses
- Hybrid/ Electric Buses

WHEELCHAIR
ACCESSIBILITY

100%




TRAIN FLEET




YEAR IN REVIEW

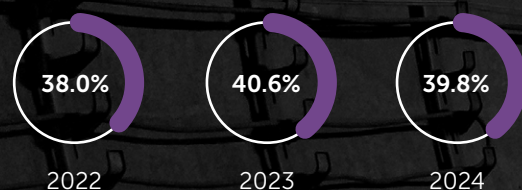
ROAD SAFETY

NUMBER OF ACCIDENTS
PER 100,000KM

ROAD FATALITIES



WORKPLACE SAFETY

WORKPLACE INJURY RATE PER 100,000
EMPLOYED PERSONSFEMALE
EMPLOYEESEMPLOYEES AGED
> 50 YEARS OLDAVERAGE TRAINING
HOURS PER EMPLOYEE86
2023140
2024

YEAR IN REVIEW

CHARITABLE
DONATIONS MADE

\$565,600



2022

\$743,547



2023

\$688,756



2024

BENEFICIARIES
IMPACTED

>9,000



NET REVENUE

**\$1,560**
million**\$70**
million